



VESSEL POSITION



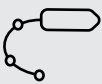
VESSEL LIST



Vessel Name	CPM Deviation	
	Last 7 days	Last 24 hours
	[%]	[ton]
M/V Kongsberg Princess	-16,8	-14,5
M/V Kongsberg Sallaldin	0,0	0,0
M/V Kongsberg Music	0,0	0,0
M/V Kongsberg Sari	-54,6	-11,3
M/V Kongsberg Dan	13,9	14,7
M/V Kongsberg Barbara	3,8	0,1

A FLEET AND VESSEL PERFORMANCE ANALYSIS TOOL

MAIN FEATURES



Overview of vessel's track and performance

Shows status on map and key performance indicators



Detailed performance analysis

Find root cause for over-consumption



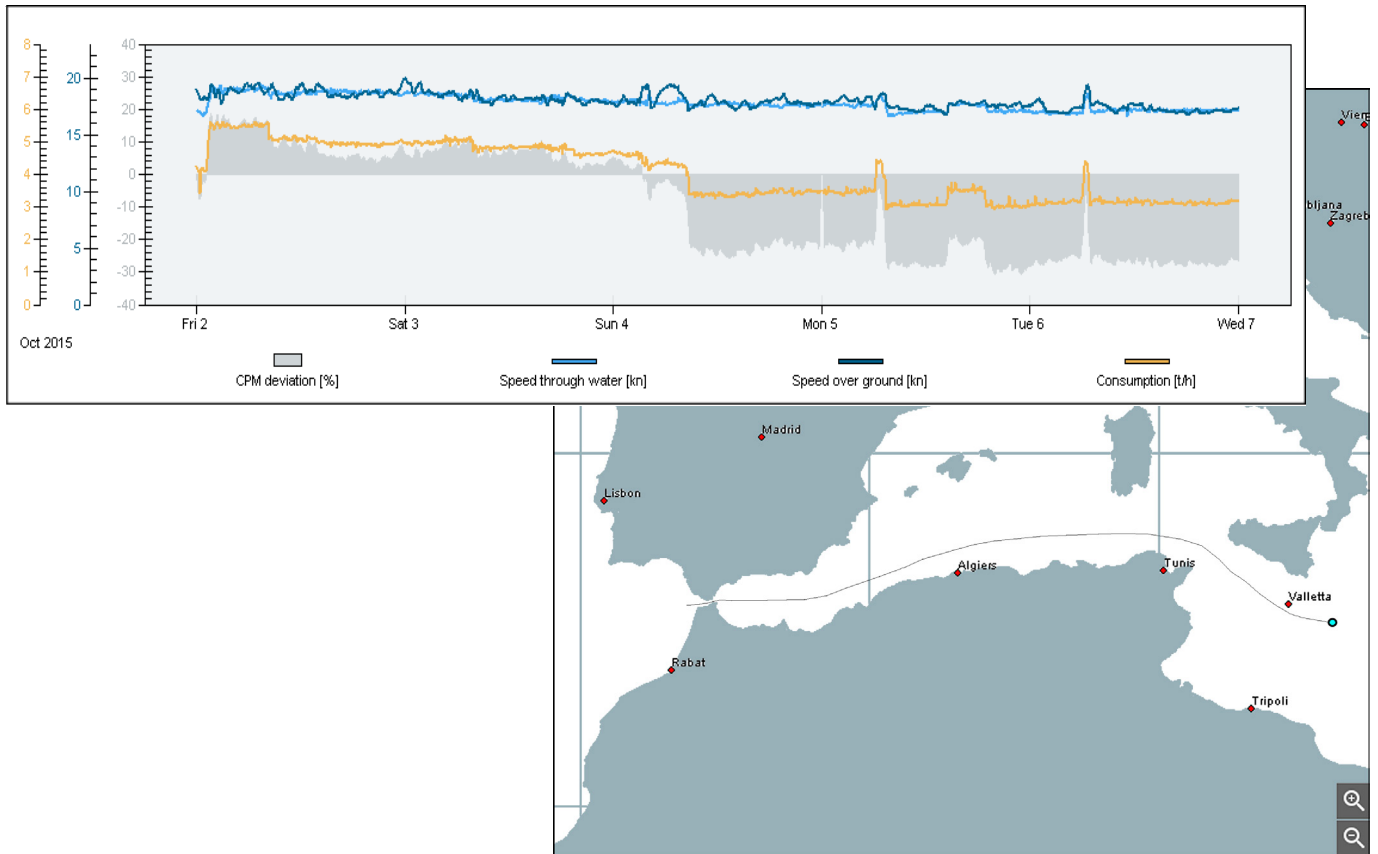
Economic saving energy management



Environmentally conscious

Detailed Analysis

- > **Optimizes fleet by comparing vessel performance**
Shows clear view of speed and consumption
- > **View statistics**
See accumulated and average figures for selected time window
- > **Tailor-made reports highlighting valuable information**
Tool for analysis and planning of economic operation
- > **Hull and propeller fouling**
See trend over long time periods. Extensive filtering possibilities
- > **Economic speed**
Planning tool for optimizing speed based on charter and trade
- > **Trim optimization**
Find optimum trim for different draft conditions based on real data



Fuel Performance

- > Compare ships at different time slots
- > Compare ships in fleet
- > Add customised information to trend views

View Statistics

- > Sum and average consumption
- > Average speed
- > Distance sailed



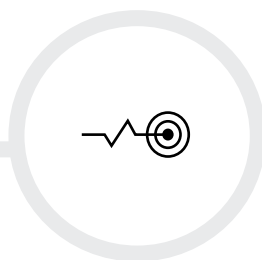
Offshore and onshore solution

Shared information offshore and onshore




Onshore only version

Simpler solution. Cost effective and easy to install



Fully automated

Collects data from automation system through Ship@Web



Flexible data import

Standard data input (*mandatory tags*)
Custom data input (*optional tags*)

Specifications subject to change without any further notice.

414121A

